

## HIGHLIGHT™ SERIES ENGINEERING INFORMATION

**The THL-4.3 is a bi-amped 3-way full range loudspeaker enclosure incorporating Turbosound's unique loading principles in a particularly powerful one-box format. It is designed to provide full range frequency response in the range from 55Hz to 20kHz in primary sound reinforcement system applications, and is one of a series of complementary enclosures principally intended for sound contracting and touring sound reinforcement.**

The THL-4.3 is designed for use with the LMS-D6 or LMS-A6 loudspeaker management systems, which provide model-specific crossover and limiter functions.

The enclosure complement consists of a custom 18" low frequency driver loaded with a TurboBass™ device covering the frequency range from 55Hz to 180Hz, a custom 10" mid-range driver loaded with a TurboMid™ device covering frequencies in the range 180Hz to 4kHz; and a custom 1" high frequency driver on a proprietary horn flare covering frequencies from 4kHz to 20kHz.

The THL-4.3 features a tightly controlled dispersion pattern of 55° horizontal by 40° vertical. This permits the cabinet to be accurately focused into areas such as a nightclub dance floor or a theatre auditorium, which require high sound pressure levels without over-spill into other areas.

The enclosure is constructed from 18mm birch plywood and includes flush handles, loudspeaker access door, kelping brackets, steel mesh grille and heavy duty wheels. Rear-panel Speakon NL4-MP connectors provide input and parallel connections to the cabinet, which is finished in TurboBlue™ semi-matt textured paint.

A flown version is optionally available (THL-4.3F) including key-hole type flyplates.

**Recommended complementary products:**

**THL-818, THL-828 low frequency enclosures**

**TSW-721, TSW-124 bass and subwoofer enclosures**

**LMS-D6, LMS-A6 loudspeaker management systems**



### FEATURES

Controlled dispersion

Seamless mid range

Ultra-low distortion

### APPLICATIONS

Sound contracting

Discotheques and clubs

Mobile PA systems

Point source clusters

<b>DIMENSIONS (HxWxD)</b>	1007mm x 574mm x 718mm (39.6" x 22.6" x 28.3")
<b>NET WEIGHT</b>	92kg (202.4lbs)
<b>COMPONENTS</b>	1 x custom 457mm (18") LF driver on a TurboBass™ device, 1 x custom 254mm (10") MF driver on a TurboMid™ device, 1 x custom 25mm (1") HF compression driver on a custom waveguide
<b>FREQUENCY RESPONSE<sup>1</sup></b>	55Hz - 20kHz ±4dB
<b>NOMINAL DISPERSION<sup>2</sup></b>	55°H x 40°V @ -6dB points
<b>POWER HANDLING</b>	LF: 400 watts r.m.s., 800 watts program, 1000 watts peak MF/HF: 150 watts r.m.s., 300 watts program, 375 watts peak Recommended amplifier power: LF: 800 watts @ 8 ohms; MF/HF: 300 watts @ 16 ohms
<b>SENSITIVITY<sup>3</sup></b>	LF: 101dB, 1 watt @ 1 metre; HF: 105dB, 1 watt @ 1metre
<b>MAXIMUM SPL</b>	130dB continuous <sup>4</sup> 136dB peak <sup>5</sup>
<b>CROSSOVER</b>	Active: Recommended point at 180Hz, 24dB/octave low pass Linkwitz-Riley Internal passive crossover at 4kHz, third order high pass
<b>NOMINAL IMPEDANCE</b>	LF: 8 ohms nominal, MF/HF: 16 ohms nominal
<b>CONSTRUCTION</b>	18mm (3/4") birch plywood throughout; rebated, screwed and glued. Finished in TurboBlue™ semi-matt textured paint. Four recessed carrying handles. Four heavy duty wheels
<b>GRILLE</b>	Cloth/expanded metal
<b>CONNECTORS</b>	Two Neutrik Speakon NL4-MP wired pin1+: LF positive, pin1-: LF negative, pin2+: MF/HF positive, pin2-: MF/HF negative
<b>OPTIONS</b>	Flown version includes T3 keyhole flyplates (THL-4.3F)
<b>SPARES AND ACCESSORIES</b>	LS-1809 18" (457mm) LF loudspeaker RC-1809 Recone kit for LS-1809 LS-1015 10" (254mm) MF loudspeaker RC-1015 Recone kit for LS-1012 CD-165 1" (25mm) HF driver RD-165 Replacement diaphragm for CD-105 MG-4 Replacement cloth/expanded metal grille W-4 Wheel kit (set of four)

All measurements are actual figures taken from real-time testing using stated inputs, free from any filtering or weighting. Therefore actual figures may significantly exceed that of other manufacturers with higher published weighted ratings.

Notes

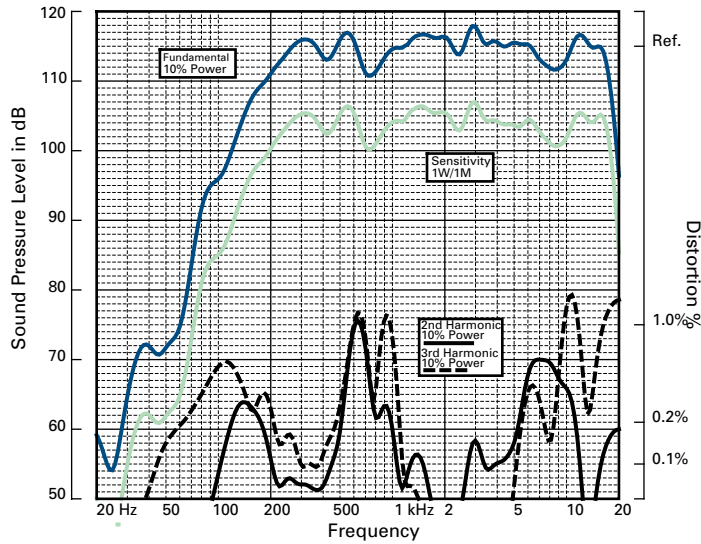
<sup>1</sup>Measured on axis

<sup>2</sup>Average over stated bandwidth

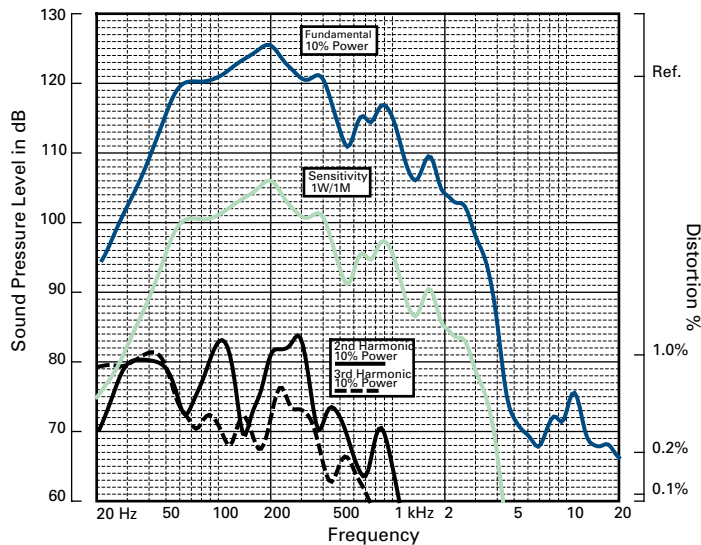
<sup>3</sup>Average over stated bandwidth

<sup>4</sup>Unweighted diode-clipped pink noise. Measured in a half space environment

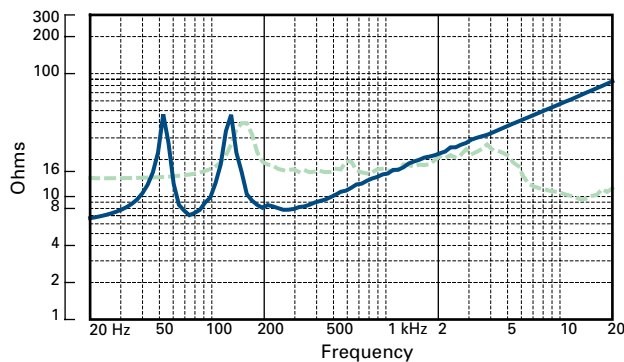
<sup>5</sup>Verified by subjective listening tests of familiar program material, before the onset of perceived signal degradation



**FREQUENCY RESPONSE – HF**



**FREQUENCY RESPONSE – LF**

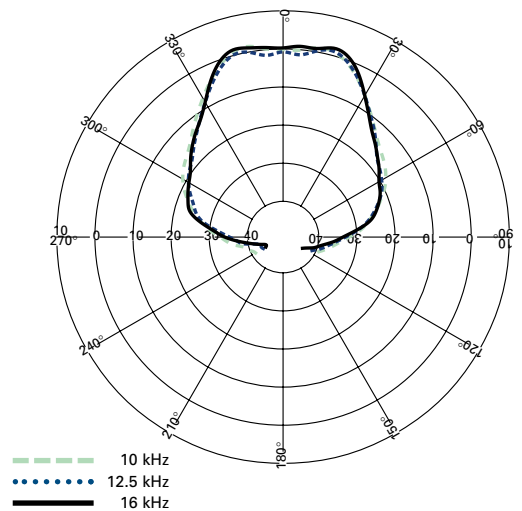
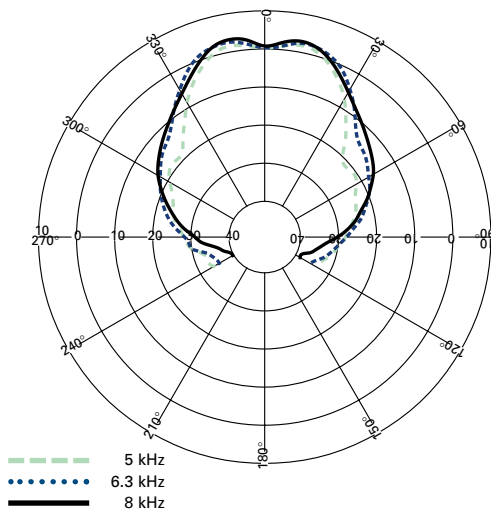
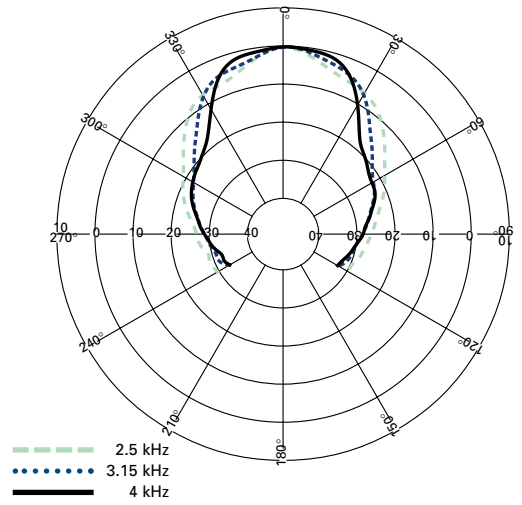
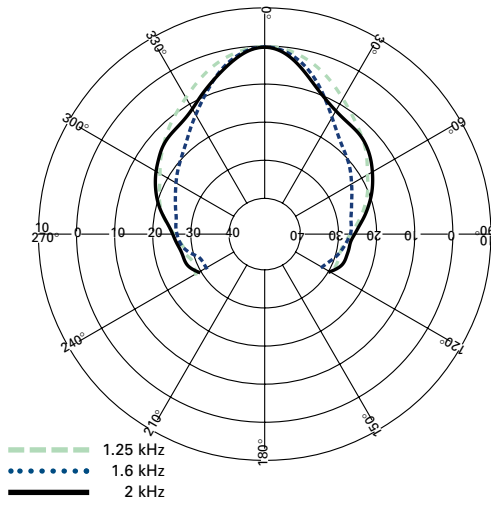
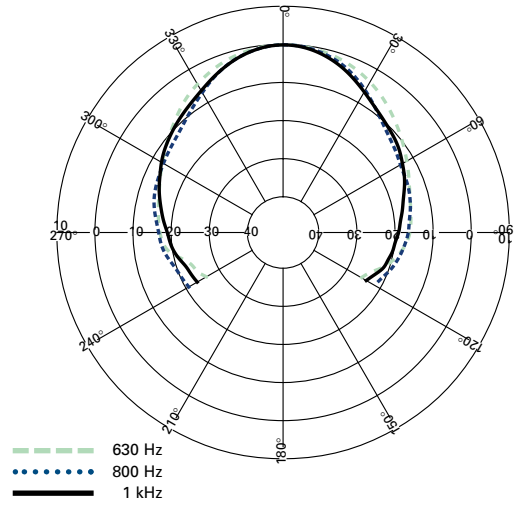
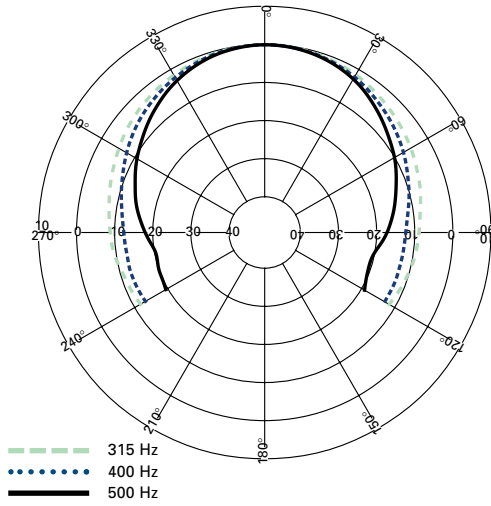


**IMPEDANCE**

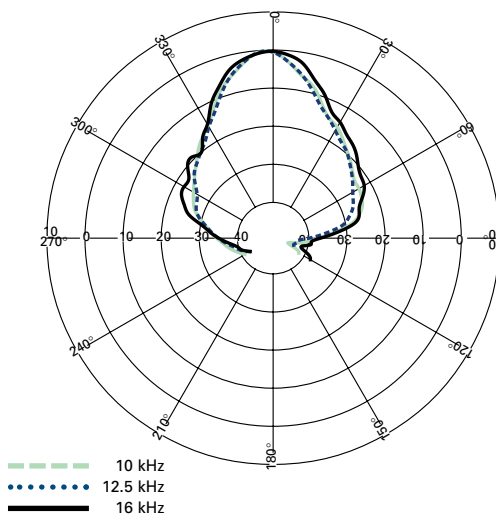
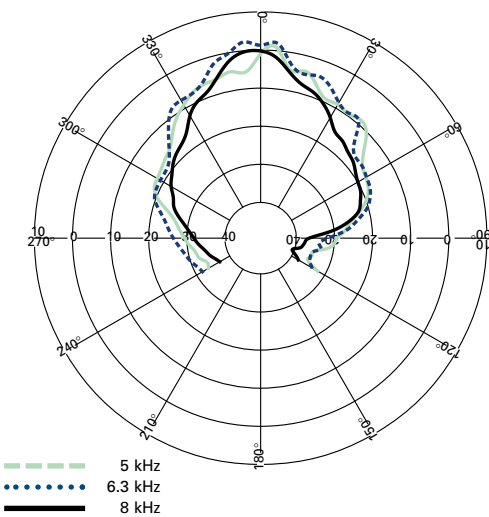
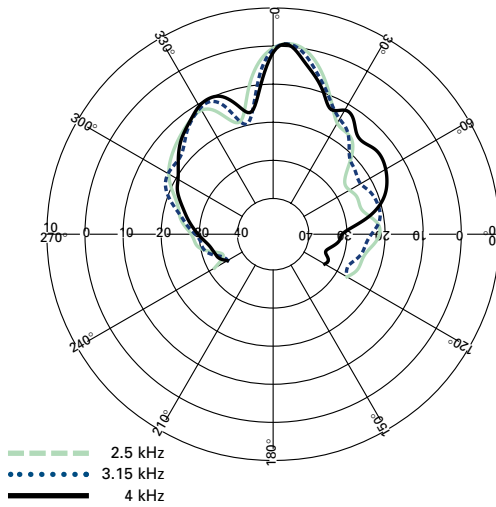
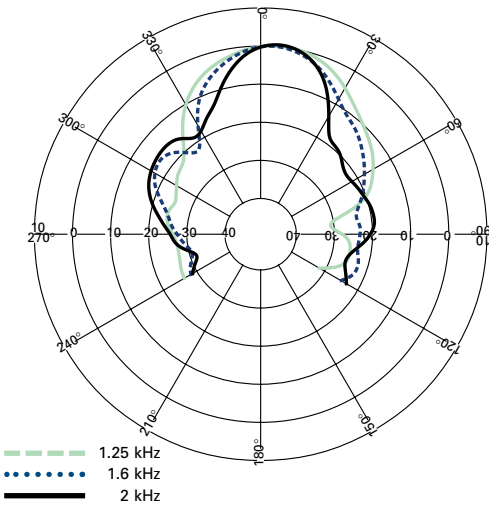
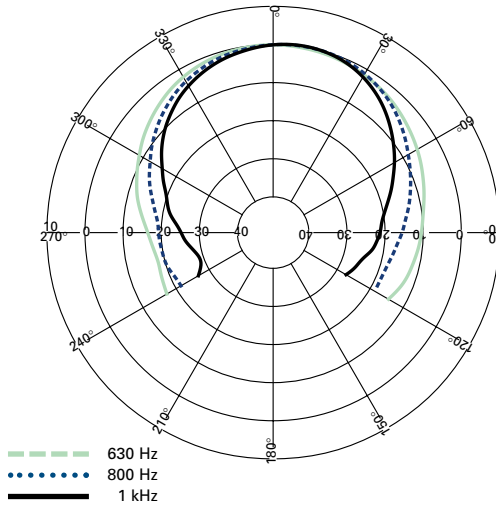
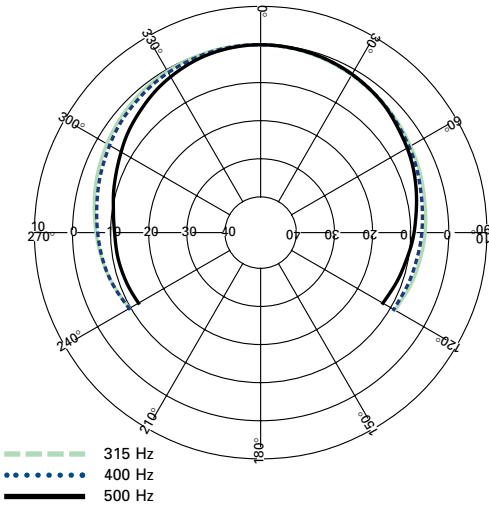
**Impedance** A constant current circuit was used to measure the impedance. **Frequency response** The frequency response shown was obtained by feeding a swept sine wave through the system in a half space environment. The position of the microphone was vertically on-axis at a distance of 2 metres, then scaled to represent 1 metre. **2nd & 3rd Harmonic Distortion** Distortion measurements were obtained using an Audio Precision harmonic distortion analysis system and comply with AES recommendations for enclosure measurement (AES paper ANSI S4-26-1984). **Data Conversion** All graphs were digitally generated using the APEX custom software system, designed to translate data derived from Audio Precision 'System One' test equipment into AutoCAD™. This program enables graphical information to be plotted to a high degree of accuracy.

**NOTES ON MEASUREMENT CONDITIONS**

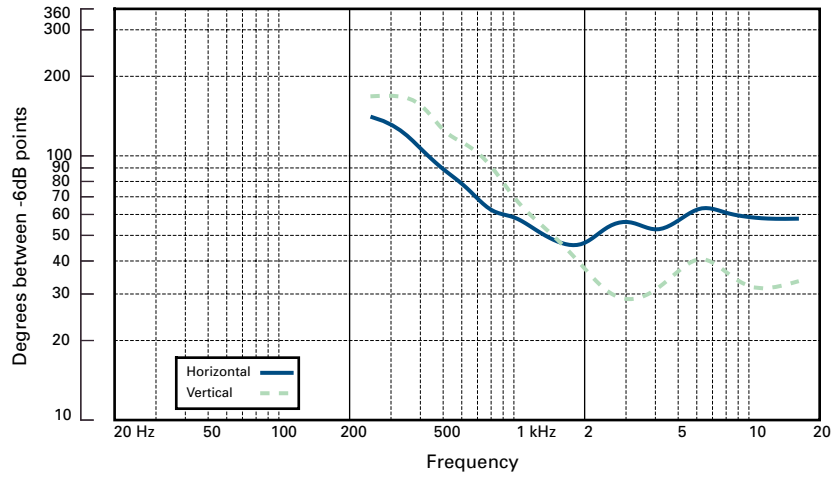
**HORIZONTAL THIRD  
OCTAVE POLARS**



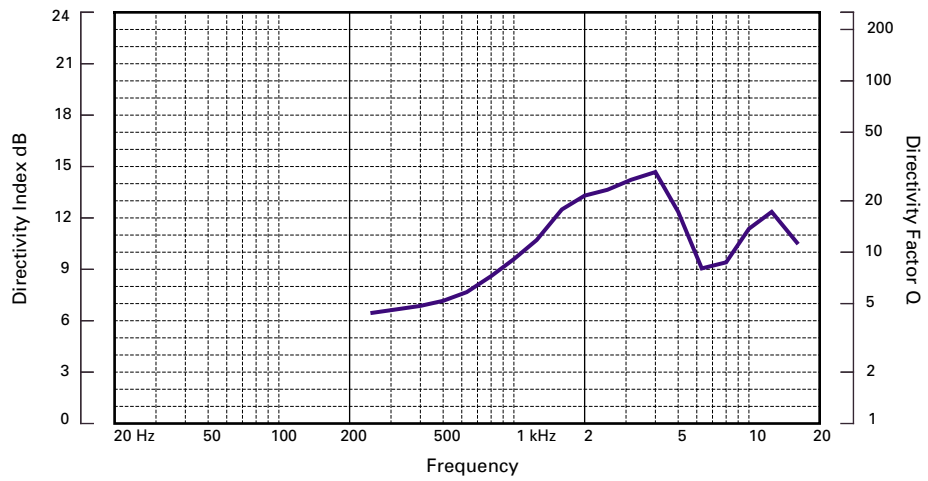
**VERTICAL THIRD  
OCTAVE POLARS**



**BEAMWIDTH**

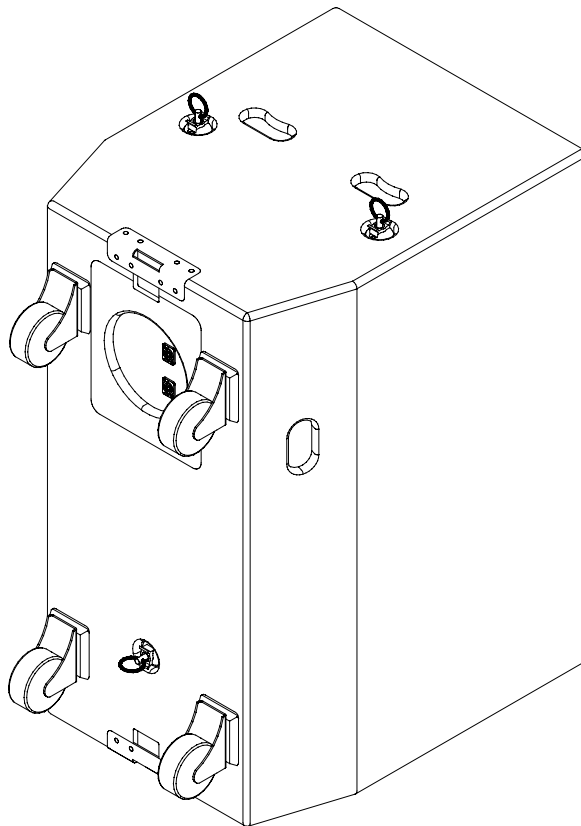


**DIRECTIVITY**



The THL-4.3 is fitted with the facility to add optional RT-767 ring type flying fittings (three required per cabinet). Downwards inclination is set using the fly point on the rear of the cabinet. Additionally, the THL-4.3 is available in a flown version (THL-4.3F) with key-hole type flypoints fitted.

## FLYING HARDWARE



**ARCHITECTURAL  
 & ENGINEER'S  
 SPECIFICATIONS**

The loudspeaker shall be of the bi-amped, trapezoidal full range type, consisting of one 18" (457mm) low frequency driver loaded with a TurboBass™ device, one 10" (254mm) mid frequency loudspeaker loaded with a TurboMid™ device and a 1" (25mm) high frequency compression driver. Performance specifications of a typical production unit shall be: frequency response, measured with swept sine wave input, shall be flat within  $\pm 4\text{dB}$  from 55Hz to 20kHz. Nominal dispersion, at -6dB points, shall average 55° horizontal by 40° vertical. Nominal impedance shall be LF: 8 ohms; MF/HF: 16 ohms. Power handling shall be LF: 400 watts r.m.s., 800 watts program, 1000 watts peak; MF/HF: 150 watts r.m.s., 300 watts program, 375 watts peak. Sensitivity, measured with 1 watt input at 1 metre distance on axis, mean averaged over stated bandwidth, shall be 105dB. Maximum SPL (peak) measured with music program at stated amplifier power shall be 136dB. Dimensions: 1007mm x 574mm x 718mm (39.6" x 22.6" x 28.3"). Weight: 92kgs (202.4lbs). The loudspeaker shall be the Turbosound THL-4.3. No other loudspeaker shall be acceptable unless submitted data from an independent test laboratory verify that the above combined performance/size specifications are equalled or exceeded. A range of flying and lifting hardware shall be available.

**DIMENSIONS**

